

Specifications

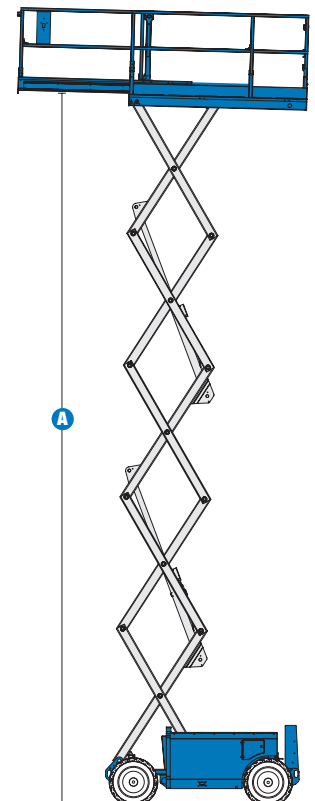
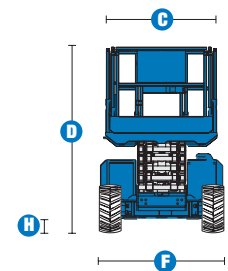
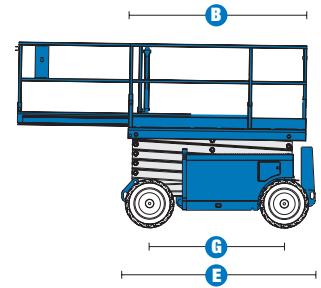
MODELS	GS™-2668 RTO		GS™-3268 RTO	
MEASUREMENTS	Metric	US	Metric	US
Working height maximum	9.70 m	32 ft	11.51 m	38 ft
A Platform height maximum	7.9 m	26 ft	9.70 m	32 ft
B Platform length - outside	2.5 m	8 ft 3 in	2.5 m	8 ft 3 in
- extended	3.96 m	156 in	3.96 m	156 in
Roll-out platform extension deck	1.52 m	60 in	1.52 m	60 in
C Platform width - outside	1.55 m	61 in	1.55 m	61 in
Toeboard height	15 cm	6 in	15 cm	6 in
Platform height - stowed	1.19 m	46.75 in	1.31 m	51.75 in
D Height - stowed**	2.32 m	9.5 in	2.45 m	96.5 in
rails lowered	1.7 m	67 in	1.83 m	72 in
E Length - stowed	2.51 m	99 in	2.51 m	99 in
platform extended	4.08 m	13 ft 5.5 in	4.08 m	13 ft 5.5 in
with outriggers	3.26 m	10 ft 9 in	3.26 m	10 ft 9 in
F Width	1.73 m	68 in	1.73 m	68 in
G Wheelbase	1.85 m	73 in	1.85 m	73 in
H Ground clearance - centre	19 cm	7.5 in	19 cm	7.5 in

PRODUCTIVITY				
Lift capacity	567 kg	1,250 lbs	454 kg	1,000 lbs
Drive speed - stowed	5.6 km/h	3.3 mph	5.6 km/h	3.3 mph
Drive speed - raised	0.8 km/h	0.5 mph	0.8 km/h	0.5 mph
Gradeability	30%	30%	25%	25%
Maximum outrigger leveling:				
front to back	6.6%	6.6%	6.6%	6.6%
side to side	10.6%	10.6%	10.6%	10.6%
Turning radius - inside	1.52 m	60 in	1.52 m	60 in
Turning radius - outside	3.68 m	145 in	3.68 m	145 in
Raise/lower speed	30/35 sec	30/35 sec	50/37 sec	50/37 sec
Controls	proportional	proportional	proportional	proportional
Drive	dual front wheel	dual front wheel	dual front wheel	dual front wheel
Tyres	30 x 60 cm	12 x 23.5 in	30 x 60 cm	12 x 23.5 in
Tyre contact pressure	594 kPa	86 psi	567 kPa	82 psi

POWER				
Power source	Kubota Diesel 20 hp (15 kW)		Kubota Diesel 20 hp (15 kW)	
Auxiliary power unit	12 V DC	12 V DC	12 V DC	12 V DC
Fuel tank capacity	56.8 L	15 gal	56.8 L	15 gal
Hydraulic system capacity	62.4 L	16.5 gal	62.42 L	16.5 gal

WEIGHT				
	3,415 kg	7,528 lbs	4,153 kg	9,155 lbs

STANDARDS COMPLIANCE	
	ANSI/SIA A92.6 CSA CAN3-B354.2-M82 CE compliance option AS 1418.10



Features

STANDARD FEATURES

MEASUREMENTS

GS™-2668RT

- 9.70 m (32 ft) working height
- Up to 568 kg (1,250 lbs) lift capacity

GS™-3268RT

- 11.51 m (38 ft) working height
- Up to 454 kg (1,000 lb) lift capacity

PRODUCTIVITY

- 1.52 m (60 in) roll-out platform extension
- 1.73 m (68 in) unit width
- 454 kg (1,000 lb) load capacity for the GS-3268 and 567 kg (1,250 lb) load capacity for the GS-2668
- Proportional drive
- Multiple disc brakes
- Emergency stop switches at platform and ground controls
- Manual brake release
- Full height platform swing gate
- Swing-out battery tray
- Non-marking tyres
- AC wiring to platform
- Tilt sensor with an audible alarm
- Automotive-style horn
- Hour meter
- Dual flashing lights

POWER

- Kubota Diesel 20 hp/15 kW



OPTIONS & ACCESSORIES

PRODUCTIVITY

- Motion alarm
- Air line to platform
- Platform work lights
- Turf tyres
- Hydraulic oil cooler

Genie Australia

591 Boundary Road, Darra, Qld 4076
PO Box 394, Richlands, Qld 4077
Tel: + 61 7 3375 1660
Toll Free In Australia: 1800 331 660
Fax: + 61 7 3375 1002

European Offices

UK

The Maltings
Wharf Road
Grantham NG31 6BH
UK
Tel: +44 (0)1476 584333
Fax: +44 (0)1476 584334

France

10, ZA de la Croix St. Mathieu
28320 Gallardon
France
Tel: +33 (0)2 37 26 09 99
Fax: +33 (0)2 37 26 09 98

Germany

Finienweg 3
28832 Achim/Bremen
Germany
Tel: +49 (0)4202 8852-0
Fax: +49 (0)4202 8852-25

Spain

Gai`a 31, Pol. Ind. Pl`a d'en Coll
08110 Montcada i Reixac
Barcelona
Spain
Tel: +34 93 572 50 90
Fax: +34 93 572 50 91

Scandinavia

Tagenevägen 72
425 37 Hisings Kärra
Sweden
Tel: +46 31 57 51 00
Fax: +46 31 57 90 20

Genie United States

18340 NE 76th Street
P.O. Box 97030
Redmond, Washington 98073-9730
USA
Tel: +1 425 881-1800
Fax: +1 425 883-3475

WEB: www.genieindustries.com.au

Distributed By: